



GroPep Bioreagents



IGFBP-3 Polyclonal Antibody (Rabbit)

Description

This IGFBP-3 antibody was prepared by immunising rabbits with a 15 amino acid peptide derived from the central domain of human IGFBP-3 linked to diphtheria toxoid. The peptide sequence is unique to IGFBP-3. The antibody recognises IGFBP-3 but not IGFBP-1, 2, 4, 5, 6 or related proteins. Although the sequence is derived from human IGFBP-3, the antibody does recognise IGFBP-3 from several species, although this should be experimentally determined. The immunoglobulin fraction was purified by Protein A affinity chromatography. The antibody is suitable for use in immunoassay, immunoblotting and immunohistochemistry.

References:

Wood WI *et al* (1988) *Molecular Endocrinology* **2**, 1176-1185

Immunogen:

Derived from UniProtKB/Swiss-Prot sequence ID P17936 human IGFBP-3. The peptide sequence is amino-acids 157-171 (IGFBP-3₁₃₀₋₁₄₄) conjugated to diphtheria toxoid.

Source:

Affinity purified rabbit antiserum

Specificity:

Recognises human and rat IGFBP-3. Specificity for other species should be determined. No cross-reactivity against IGFBP-1, 2, 4, 5 or 6.

Appearance:

Lyophilized powder

Storage/Stability:

At least 2 years at 2 - 4°C (lyophilized).
After reconstitution store at -20°C or -80°C
Avoid freeze-thaw cycles

Reconstitution:

Dissolve the vial contents in 400 µl sterile water and then dilute in a buffer suitable for the application.

Application and Titre:

Each application and titre should be determined in house.
The recommended range for use is 1:250 – 1:10,000

Product Codes and Pricing

IGFBP-3

Polyclonal Antibody

400 µg

PAAJ1

Related Products:

Human IGFBP-3

****NOT FOR USE IN HUMANS****

GroPep Bioreagents Pty Ltd
51 West Thebarton Road
Thebarton SA 5031
Australia

ABN 93 147 032 166

Telephone: +61 8 7222 1051

Postal Address:
PO Box 10065
Adelaide Business Centre
SA 5000
Australia

Email:
info@gropep.com

Internet:
www.gropep.com

GroPep Bioreagents

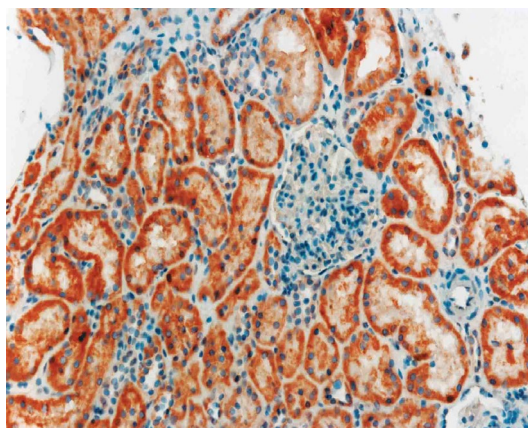


Figure 1 Human kidney tubules

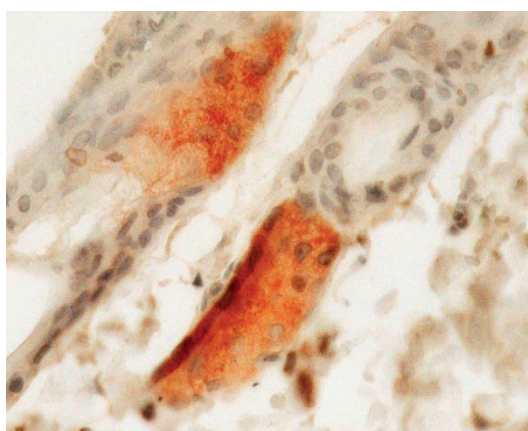


Figure 2 Rat sebaceous gland

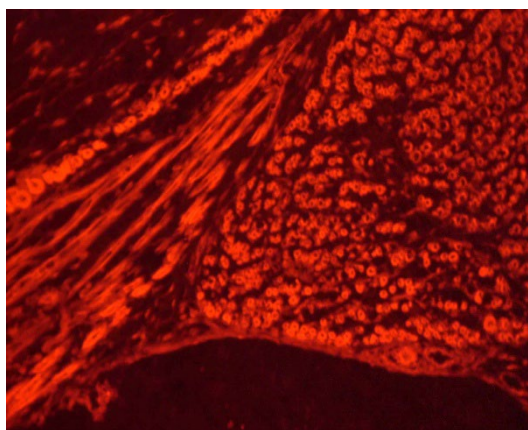


Figure 3 Rat embryo myoblasts

GroPep Bioreagents Pty Ltd
51 West Thebarton Road
Thebarton SA 5031
Australia

ABN 93 147 032 166

Telephone: +61 8 7222 1051

Postal Address:
PO Box 10065
Adelaide Business Centre
SA 5000
Australia

Email:
info@gropep.com

Internet:
www.gropep.com