



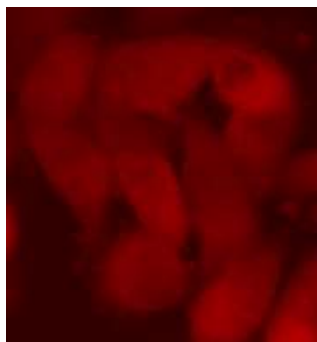
CellTrend GmbH

GESCHÄFTSFÜHRER: DR. HARALD HEIDECKE
IM BIOTECHNOLOGIEPARK • D-14943 LUCKENWALDE • E-MAIL: INFO@CELLTREND.DE
TEL: +49 (0)3371 / 681 290 • FAX: +49 (0)3371 / 681 312

Cell Line Specification Sheet

MelJuso-TurboFP602

Human malignant melanoma cells expressing deep-red fluorescent TurboFP602

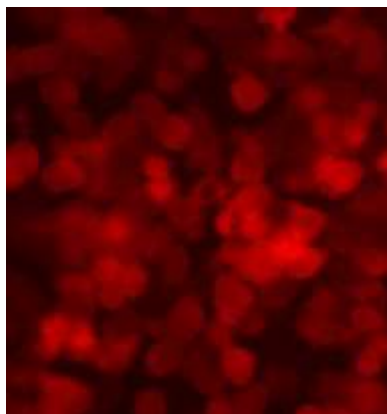


SPECIFICATIONS:

Cell Line:	Mel-Juso cells expressing TurboFP602
Cells/vial:	approximately 5×10^5
Subculturing:	1:3
Medium Renewal:	2 to 3 times per week
Growth Medium:	RPMI-1640 (2,0 g/L NaHCO ₃) + 10 % fetal calf serum (FCS), 2 mM L-Alanyl-L-Glutamine, 1 mM Sodium Pyruvate, 1 % Non Essential Amino Acids (NEA)
Freeze Medium:	complete growth medium + 10% FCS, 10% DMSO
mycoplasma-free	
Shipping:	frozen
Storage Recommendation:	Liquid nitrogen
Biosafety Level:	1

INFORMATION:

Organism:	<i>Homo sapiens</i> (human)
Source:	Organ: skin; Disease: malignant melanoma
Gender:	female
Age:	58 years
Growth properties:	adherent
Morphology:	epithelial
Conditions:	37 °C, 5 % CO ₂
Plasmid:	pTurboFP602-C (Evrogen, Moscow, Russia)



Mel-Juso cells expressing TurboFP602

Human malignant melanoma cells have been stably transfected with a plasmid coding for the deep-red fluorescent protein TurboFP602. The cells show strong red fluorescence without changing the original form or growth pattern. The human malignant melanoma cell line Mel-Juso is a high-metastatic tumor cell line widely used in preclinical studies of new anti-tumor drug candidates. Together with a low-metastatic human melanoma cell line such as A375, these cell lines provide a new analytic tool to study tumor growth in vivo.

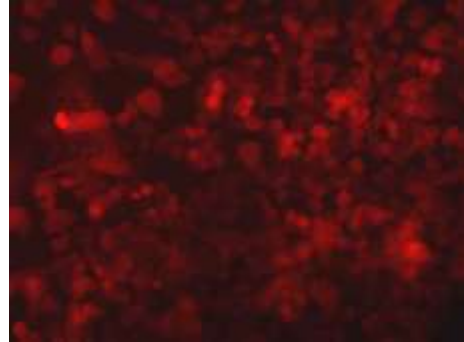
References

Ziegler-Heitbrock et al. **In vitro differentiation of human melanoma cells analyzed with monoclonal antibodies.** Cancer Res 45: 1344-1350 (1985), PubMed 3971378

FOR NON-HUMAN INVESTIGATIONAL RESEARCH ONLY.

TO BE HANDLED UNDER BIOSAFETY LEVEL 1 CONTAINMENT.

Information derived from ATCC and ECACC.



This product contains a proprietary nucleic acid from coding for a proprietary fluorescent protein(s) intended to be used for research purpose only, where research purpose means uses or activities (or the results therefrom) that do not directly generate revenue. Any use of the proprietary nucleic acid or protein other than for research use is strictly prohibited. USE IN ANY OTHER APPLICATION REQUIRES A LICENSE FROM EVROGEN. To obtain such a license, please contact Evrogen at license@evrogen.com.

distributed in the US/Canada by:

EAGLE BIOSCIENCES, INC.

20A NW Blvd, Suite 112 Nashua, NH 03063

Phone: 617-419-2019 FAX: 617-419-1110

www.EagleBio.com • info@eaglebio.com



EAGLE
BIOSCIENCES